


Butyl-lined Smooth Bore Petrochemical Suction & Discharge Hose

Type 383B



Application	Lightweight, flexible hoses offering easy handling. Generally used at dockside and jetty locations where the working conditions do not call for high crush resistance or tensile strength.		
Specification	Generally to BS EN 1765: 2004 Type S15	Working / Burst Pressures	15 / 60 Bar

Hose Component	Description
Lining	Synthetic rubber compound (Chlorobutyl) suitable for industrial chemical applications
Main reinforcement	Multiple plies of high tenacity rayon cord designed for a combination of high strength and resistance to fatigue. Each layer is fully encapsulated in rubber to prevent abrasion with adjacent layers.
Embed wire	Helical steel wire to resist collapse and crush loads
Holding ply	Textile reinforcement to increase adhesion between hose body and cover
Cover	Weathering and abrasion resistant rubber compound
Fittings	Built-in steel nipples with flanges to suit customer requirements.

Hose Characteristics									
	2in.	2.5in.	3in.	4in.	5in.	6in.	8in.	10in.	12in.
Internal Diameter (mm)	50.8	63.5	76.2	101.6	127	152.4	203.2	254	304.8
Outside Diameter (mm) (nominal)	76	89	102	127	155	187	243	294	350
Hose Body Weight (kg/m)	3.8	4.6	5.7	7.4	10.3	15.7	24.8	31.1	40.9
Hose End Weight (kg/hose)	11	14	18	29	38	46	67	96	122
Min. Bend Radius (m)	0.3	0.38	0.46	0.6	0.76	0.9	1.2	1.5	1.8
Safe Working Tensile Load (tonnes)	1.3	1.2	1.7	1.4	2.7	3.5	8.2	7.6	6.4
Operating Temperature (all sizes)	-30°C to +70°C								
Electrical Continuity	Electrically continuous or discontinuous as required.								
For alternative sizes, lining materials or pressure / temperature ratings please contact us.									



Dunlop Oil & Marine Ltd
 Moody Lane, Pyewipe
 Grimsby, DN31 2SY
 England


T: +44 (0) 1472 359281
 F: +44 (0) 1472 362948
 E: dunlop.sales@dunlop.co.uk
www.dunlop-oil-marine.co.uk



ContiTech Division
 of Continental AG

Viton-lined Smooth Bore Petrochemical Suction & Discharge Hose

Type 383V



Application	Lightweight, flexible hoses offering easy handling. Generally used at dockside and jetty locations where the working conditions do not call for high crush resistance or tensile strength.		
Specification	Generally to BS EN 1765:2004 S15	Working / Burst Pressures	15 / 60 Bar

Hose Component	Description
Lining	Viton rubber compound for petroleum products with an aromatic content up to 100% and many industrial chemicals.
Main reinforcement	Multiple plies of high tenacity rayon cord designed for a combination of high strength and resistance to fatigue. Each layer is fully encapsulated in rubber to prevent abrasion with adjacent layers.
Embed wire	Helical steel wire to resist collapse and crush loads
Holding ply	Textile reinforcement to increase adhesion between hose body and cover
Cover	Weathering and abrasion resistant rubber compound
Fittings	Built-in steel nipples with flanges to suit customer requirements.

Hose Characteristics									
	2in.	2.5in.	3in.	4in.	5in.	6in.	8in.	10in.	12in.
Internal Diameter (mm)	50.8	63.5	76.2	101.6	127	152.4	203.2	254	304.8
Outside Diameter (mm) (nominal)	85	97	111	136	163	195	252	303	359
Hose Body Weight (kg/m)	5.4	6.4	7.9	10	13	18.9	28.1	36.4	46.9
Hose End Weight (kg/hose)	11	14	18	29	38	46	67	96	122
Min. Bend Radius (m)	0.3	0.38	0.46	0.6	0.76	0.9	1.2	1.5	1.8
Safe Working Tensile Load (tonnes)	1.1	1	1.6	1.3	2.4	3.4	6.7	7.4	6.3
Operating Temperature (all sizes)	-20°C to +100°C								
Electrical Continuity	Electrically continuous or discontinuous as required.								
For alternative sizes, lining materials or pressure / temperature ratings please contact us.									



Dunlop Oil & Marine Ltd
Moody Lane, Pyewipe
Grimsby, DN31 2SY
England

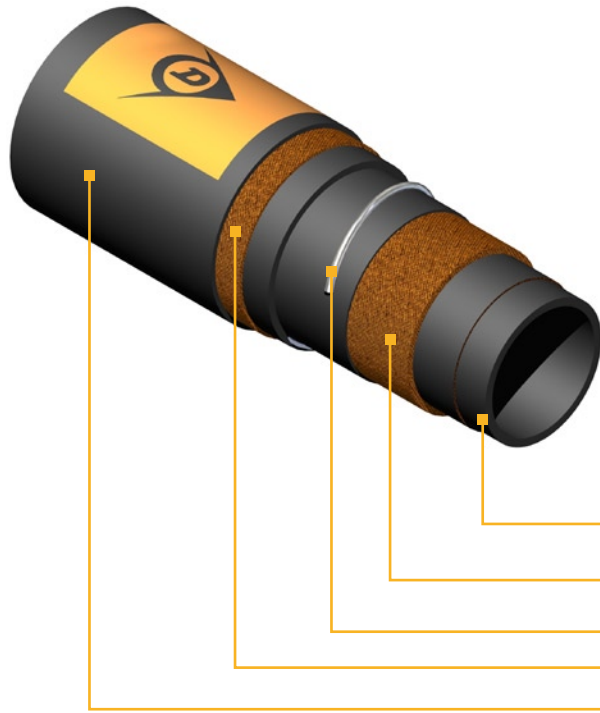
T: +44 (0) 1472 359281
F: +44 (0) 1472 362948
E: dunlop.sales@dunlop.co.uk
www.dunlop-oil-marine.co.uk



ContiTech Division
of Continental AG

Smooth Bore Oil Suction & Discharge Hose

Type 283



Application	Lightweight, flexible hoses offering easy handling. Generally used at dockside and jetty locations where the working conditions do not call for high crush resistance or tensile strength.		
Specification	BS EN 1765: 2004 Type S15	Working / Burst Pressures	15 / 60 Bar

Hose Component	Description
Lining	Synthetic rubber compound for petroleum products with an aromatic content up to 60%
Main reinforcement	Multiple plies of high tenacity rayon cord designed for a combination of high strength and resistance to fatigue. Each layer is fully encapsulated in rubber to prevent abrasion with adjacent layers.
Embed wire	Helical steel wire to resist collapse and crush loads
Holding ply	Textile reinforcement to increase adhesion between hose body and cover
Cover	Weathering and abrasion resistant rubber compound
Fittings	Built-in steel nipples with flanges to suit customer requirements

Hose Characteristics										
	2in.	2.5in.	3in.	4in.	5in.	6in.	8in.	10in.	12in.	16in.
Internal Diameter (mm)	50.8	63.5	76.2	101.6	127	152.4	203.2	254	304.8	387
Outside Diameter (mm) (nominal)	79	92	105	132	158	189	245	297	352	454
Hose Body Weight (kg/m)	3.9	4.7	5.8	8.1	9.9	14.9	23.1	30.2	39.1	76.8
Hose End Weight (kg/hose)	11	14	18	29	38	46	67	96	122	150
Min. Bend Radius (m)	0.3	0.38	0.46	0.6	0.76	0.9	1.2	1.5	1.8	2.3
Safe Working Tensile Load (tonnes)	1.2	1.1	1.7	1.4	2.5	3.5	6.9	7.6	6.4	37.2
Operating Temperature (all sizes)	-20°C to +82°C									
Electrical Continuity	Electrically continuous or discontinuous as required.									
For alternative sizes, lining materials or pressure / temperature ratings please contact us.										



Dunlop Oil & Marine Ltd
Moody Lane, Pyewipe
Grimsby, DN31 2SY
England

T: +44 (0) 1472 359281
F: +44 (0) 1472 362948
E: dunlop.sales@dunlop.co.uk
www.dunlop-oil-marine.co.uk



ContiTech Division
of Continental AG

Air & Multi-Purpose Hose

PREMOFLEX® (Specification 3205R)



250psi Working Pressure

Nom. I.D.		Nom. O.D.		Maxi. W.P.		Suction		Min. Bend Radius		Kg. Per	Standard Pack	Part No.
(In.)	(mm)	(In.)	(mm)	(psi)	(Mpa)	(In. Hg)	(mm Hg)	(In.)	(mm)	(m.)	(m.)	
1/4	6.4	0.50	12.7	250	1.72	30.0	762	2.0	51	0.16	183	3205-0015
5/16	7.9	0.56	14.2	250	1.72	30.0	762	2.0	51	0.15	183	3205-0020
3/8	9.5	0.66	16.8	250	1.72	30.0	762	3.0	76	0.25	183	3205-0025
1/2	12.7	0.85	21.6	250	1.72	25.0	635	4.0	102	0.36	183	3205-0030
3/4	19.1	1.15	29.2	250	1.72	20.0	508	5.0	127	0.60	183	3205-0040
1	25.4	1.47	37.3	250	1.72	10.0	254	7.9	203	0.86	107	3205-0046
1 1/4	31.8	1.75	44.5	250	1.72	10.0	254	10.0	254	1.07	91	3205-0049
1 1/2	38.1	2.00	50.8	250	1.72	10.0	254	12.0	305	1.27	76	3205-0055

315psi Working Pressure

3/16	4.8	0.43	10.9	500	3.45	30.0	762	3.0	76	0.10	191	3219-2901
1/4	6.4	0.57	14.5	315	2.17	30.0	762	2.0	51	0.18	183	3205-0016
3/8	9.5	0.73	18.5	315	2.17	30.0	762	3.0	76	0.27	183	3205-0026
1/2	12.7	0.88	22.4	315	2.17	25.0	635	4.0	102	0.42	183	3205-0031
5/8	15.9	0.98	24.9	315	2.17	20.0	508	5.0	127	0.39	183	3205-0036
3/4	19.1	1.19	30.2	315	2.17	20.0	508	5.0	127	0.58	183	3205-0041

Recommended for:

PremoFlex is the perfect choice for multiple applications requiring a highly flexible, cost-effective hose with maximum resistance to petroleum oils, kerosene, and fuel oil (to 49°C), and lubricating oils (to 100°C).

PremoFlex can be used for transferring petrol or diesel fuels. It is also suitable for air and water applications, offers excellent weather and ozone resistance, and is nonconductive at 1000 volts D.C.

Temperature: -40°C to +100°C continuous service.

Construction:

Tube: Type C (Nitrile). Black.

Reinforcement: Synthetic, high tensile textile cord.

Cover: Type C₂ (Modified Nitrile). Red.

Couplings: Gates GLX.

Packaging: All on reels, maximum two pieces in 15m increments.

Minimum of 90% of hose reels will be 1-piece lengths.


3/16" thru 3/4": 152m to 213m reels

1": 91m to 121m reels

1 1/4": 91m reels

1 1/2": 76m reels

Branding: Continuous ink brand.

Example:  Premo Flex® Multi-Purpose 3/8 Inch(9.5mm) 250 PSI (1.72MPa) WP NONCONDUCTIVE @1000V D.C.— (1 MEGOHM/IN.) Made In U.S.A.

Standards:

Tube: RMA (Class A) High oil resistance.

Cover: RMA (Class B) Medium oil resistance.

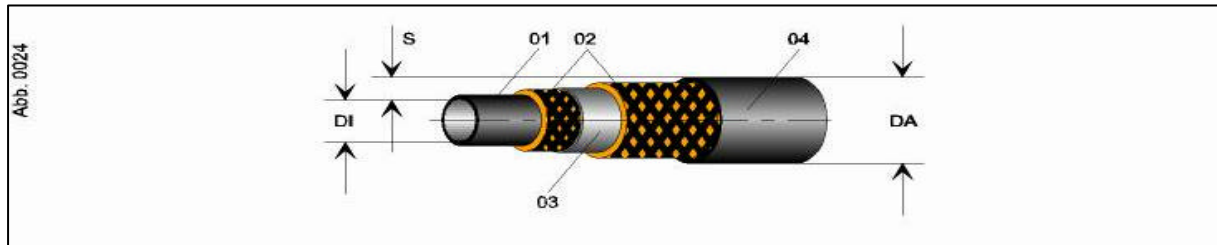
Mil-H-2815G Section 3.12.2 off-gassing for breathing applications such as supplied air respirators, 3/16" through 3/8", 3/4" and 1" I.D's.

Nonconductive at 1000 volts D.C. Meets electrical resistance of one mega ohm per inch when subjected to 1000 volts D.C. Storage and use may adversely affect electrical properties.

GOSSLER Aircraft Refuelling

BIBONAN SPECIAL V

Hose Type BDV-C: for pressure operation



With yellow diamonds and continuous embossed stamping, without helix, meeting EN 1361 : 1997 type C (former BS 3158 : 1985), German Military Standard VG 95955 type D, TRbF 131.2, API 1529, NFPA 407 and AS 2683. Also approved by national and international oil companies and air forces. Ideal as reel hose and for fuelling operation, for all aviation gasolines and jet fuels, also anti-icing additives and motor oils.

Electrical resistance: $R \leq 1000 \Omega/m$
Temperature range: -30°C up to 90°C / 22°F up to 194°F
Working pressure: up to 2" = 25 bar = 2,5 MPa = 362,5 psi
2 1/2" to 4" = 20 bar = 2,0 MPa = 290,0 psi
Burst pressure: $\geq 80 \text{ bar} = 8,0 \text{ MPa} = 1200 \text{ psi}$

Tube, seamless: NBR (nitrile rubber), smooth, black, antistatic, no fuel solubility.

Reinforcement: two low tensile synthetic textile braids for extreme low volume increase under pressure, without copper strands, with non-metallic ultra-conductive layer (patented).

Cover: CR (Neoprene), black, electrically conductive, especially abrasionproof.

inner dia.		outer dia.	min.reel dia.	vacuum	weight	type
mm	inch	mm	mm	bar	kg/m	
19	3/4"	31	200	0,6	0,6	BDV 19 C
25	1"	37	300	0,5	0,8	BDV 25 C
32	1 1/4"	44	300	0,4	1,0	BDV 32 C
38	1 1/2"	51	400	0,3	1,2	BDV 38 C
50	2"	66	500	0,3	1,9	BDV 50 C
63	2 1/2"	79	550	0,2	2,4	BDV 63 C
75	3"	91	600	---	2,8	BDV 75 C
100	4"	115		---	3,7	BDV 100 C